

NCEA IFG: ACRE

Level 1

School/Parish Name: Holy Cross School - Santa Cruz (32365)

Diocese Name: Archdiocese of Santa Fe (32363)

Assessment Year: Academic Year 2021 - 2022

The report summaries are prepared at
My Catholic Faith Delivered (MCFD) in cooperation with the
National Catholic Educational Association (NCEA).
Questions regarding interpretation should be directed to
NCEA at (571) 257-0010.

Part 1: Faith Knowledge

NCEA IFG: ACRE

PART I TOTAL SCORE, STANDARDS CLASSIFICATION AND DOMAIN SUMMARY

All Students

School/Parish Name: Holy Cross School - Santa Cruz (32365)

Diocese Name: Archdiocese of Santa Fe (32363)

No. of Students: 3

Level: Level 1

Assessment Year: Academic Year 2021 - 2022

Total Assessment	Average	Classification	Percentage of Students
Part 1: Faith Knowledge # Items: 62	Group Avg: 50.5%	Advanced	0.0%
		Proficient	33.3%
	Needs Improvement	66.7%	
	Nat'l Avg*: 69.4%	Advanced	11.3%
Proficient		49.3%	
Needs Improvement		39.4%	
Parish Nat'l Avg*: 58.3%	Advanced	3.0%	
	Proficient	27.1%	
	Needs Improvement	69.9%	
School Nat'l Avg*: 71.6%	Advanced	13.0%	
	Proficient	53.7%	
	Needs Improvement	33.3%	

Domain	Averages			
Celebration of the Mystery	Group Avg:	8.3 / 13 = 64.1%	Parish Nat'l Avg*:	0.0 / 13 = 0.0%
	Nat'l Avg*:	0.0 / 13 = 0.0%	School Nat'l Avg*:	0.0 / 13 = 0.0%
Life in Christ	Group Avg:	5.7 / 8 = 70.8%	Parish Nat'l Avg*:	0.0 / 8 = 0.0%
	Nat'l Avg*:	0.0 / 8 = 0.0%	School Nat'l Avg*:	0.0 / 8 = 0.0%
Knowledge of the Faith	Group Avg:	8.0 / 15 = 53.3%	Parish Nat'l Avg*:	9.8 / 15 = 61.0%
	Nat'l Avg*:	11.4 / 15 = 71.0%	School Nat'l Avg*:	11.8 / 15 = 73.0%
Prayer	Group Avg:	2.7 / 6 = 44.4%	Parish Nat'l Avg*:	4.8 / 6 = 53.0%
	Nat'l Avg*:	5.9 / 6 = 65.0%	School Nat'l Avg*:	6.1 / 6 = 67.0%
Community Life	Group Avg:	6.7 / 12 = 55.6%	Parish Nat'l Avg*:	3.7 / 12 = 61.0%
	Nat'l Avg*:	4.3 / 12 = 72.0%	School Nat'l Avg*:	4.4 / 12 = 74.0%

*The National Average for performance are for the year 2014-2015

NCEA IFG: ACRE

PART I TOTAL SCORE, STANDARDS CLASSIFICATION AND DOMAIN SUMMARY

Catholic Students

School/Parish Name: Holy Cross School - Santa Cruz (32365)

Diocese Name: Archdiocese of Santa Fe (32363)

No. of Students: 3

Level: Level 1

Assessment Year: Academic Year 2021 - 2022

Total Assessment	Average	Classification	Percentage of Students
Part 1: Faith Knowledge # Items: 62	Group Avg: 50.5%	Advanced	0.0%
		Proficient	33.3%
		Needs Improvement	66.7%
	Nat'l Avg*: 70.1%	Advanced	11.8%
		Proficient	50.5%
		Needs Improvement	37.7%
	Parish Nat'l Avg*: 58.4%	Advanced	3.0%
		Proficient	27.4%
		Needs Improvement	69.6%
	School Nat'l Avg*: 72.6%	Advanced	13.8%
		Proficient	55.5%
		Needs Improvement	30.7%

Domain	Averages	
Celebration of the Mystery	Group Avg: 8.3 / 13 = 64.1%	Parish Nat'l Avg*: 0.0 / 13 = 0.0%
	Nat'l Avg*: 0.0 / 13 = 0.0%	School Nat'l Avg*: 0.0 / 13 = 0.0%
Life in Christ	Group Avg: 5.7 / 8 = 70.8%	Parish Nat'l Avg*: 0.0 / 8 = 0.0%
	Nat'l Avg*: 0.0 / 8 = 0.0%	School Nat'l Avg*: 0.0 / 8 = 0.0%
Knowledge of the Faith	Group Avg: 8.0 / 15 = 53.3%	Parish Nat'l Avg*: 9.8 / 15 = 61.0%
	Nat'l Avg*: 11.5 / 15 = 72.0%	School Nat'l Avg*: 11.9 / 15 = 74.0%
Prayer	Group Avg: 2.7 / 6 = 44.4%	Parish Nat'l Avg*: 4.8 / 6 = 53.0%
	Nat'l Avg*: 5.9 / 6 = 66.0%	School Nat'l Avg*: 6.2 / 6 = 69.0%
Community Life	Group Avg: 6.7 / 12 = 55.6%	Parish Nat'l Avg*: 3.7 / 12 = 62.0%
	Nat'l Avg*: 4.3 / 12 = 72.0%	School Nat'l Avg*: 4.5 / 12 = 75.0%

*The National Average for performance are for the year 2014-2015

NCEA IFG: ACRE

PART I TOTAL SCORE, STANDARDS CLASSIFICATION AND DOMAIN SUMMARY

Returning Students

School/Parish Name: Holy Cross School - Santa Cruz (32365)

Diocese Name: Archdiocese of Santa Fe (32363)

No. of Students: 1

Level: Level 1

Assessment Year: Academic Year 2021 - 2022

Total Assessment	Average	Classification	Percentage of Students
Part 1: Faith Knowledge # Items: 62	Group Avg: 75.8%	Advanced	0.0%
		Proficient	100.0%
	Needs Improvement	0.0%	
	Nat'l Avg*: 70.2%	Advanced	11.9%
Proficient		51.0%	
Needs Improvement		37.1%	
Parish Nat'l Avg*: 58.7%	Advanced	3.1%	
	Proficient	27.8%	
	Needs Improvement	69.1%	
School Nat'l Avg*: 72.5%	Advanced	13.6%	
	Proficient	55.6%	
	Needs Improvement	30.8%	

Domain	Averages		
Celebration of the Mystery	Group Avg:	12.0 / 13 = 92.3%	Parish Nat'l Avg*: 0.0 / 13 = 0.0%
	Nat'l Avg*:	0.0 / 13 = 0.0%	School Nat'l Avg*: 0.0 / 13 = 0.0%
Life in Christ	Group Avg:	9.0 / 8 = 112.5%	Parish Nat'l Avg*: 0.0 / 8 = 0.0%
	Nat'l Avg*:	0.0 / 8 = 0.0%	School Nat'l Avg*: 0.0 / 8 = 0.0%
Knowledge of the Faith	Group Avg:	11.0 / 15 = 73.3%	Parish Nat'l Avg*: 9.9 / 15 = 62.0%
	Nat'l Avg*:	11.6 / 15 = 72.0%	School Nat'l Avg*: 11.9 / 15 = 74.0%
Prayer	Group Avg:	5.0 / 6 = 83.3%	Parish Nat'l Avg*: 4.8 / 6 = 54.0%
	Nat'l Avg*:	5.9 / 6 = 66.0%	School Nat'l Avg*: 6.1 / 6 = 68.0%
Community Life	Group Avg:	10.0 / 12 = 83.3%	Parish Nat'l Avg*: 3.7 / 12 = 62.0%
	Nat'l Avg*:	4.4 / 12 = 73.0%	School Nat'l Avg*: 4.5 / 12 = 75.0%

*The National Average for performance are for the year 2014-2015

NCEA IFG: ACRE

PART I FAITH KNOWLEDGE ITEMS BY DOMAIN

Domain 1: Knowledge of the Faith

School/Parish Name: Holy Cross School - Santa Cruz (32365)

Total Students: 3

Diocese Name: Archdiocese of Santa Fe (32363)

Catholic Students: 3

Level: Level 1

Non-Catholic Students: 0





Assessment Year: Academic Year 2021 - 2022

Returning Students: 1

Item #	Item Description	Selected Answers					Correct Answer		
1	What is the Father, Son, and Holy Spirit as three persons in one God is called?						C		
		A	B	C	D	Omit	Percent Correct		
	All Students	33.3%	0%	66.7%*	0%	0%		66.7%	
	Catholic Students	33.3%	0%	66.7%	0%	0%		66.7%	
	Non-Catholic Students	0%	0%	0%	0%	0%		0%	
	Returning Students	0%	0%	100%	0%	0%		100%	
2	What part of the Bible tells us most about the life and work of Jesus?						D		
		A	B	C	D	Omit	Percent Correct		
	All Students	33.3%	0%	0%	66.7%*	0%		66.7%	
	Catholic Students	33.3%	0%	0%	66.7%	0%		66.7%	
	Non-Catholic Students	0%	0%	0%	0%	0%		0%	
	Returning Students	0%	0%	0%	100%	0%		100%	
3	What gift do we receive from God the Father?						B		
		A	B	C	D	Omit	Percent Correct		
	All Students	33.3%	66.7%*	0%	0%	0%		66.7%	
	Catholic Students	33.3%	66.7%	0%	0%	0%		66.7%	
	Non-Catholic Students	0%	0%	0%	0%	0%		0%	
	Returning Students	0%	100%	0%	0%	0%		100%	
4	Who does the Church teach us that Jesus Christ is?						A		
		A	B	C	D	Omit	Percent Correct		
	All Students	33.3%*	0%	0%	66.7%	0%		33.3%	
	Catholic Students	33.3%	0%	0%	66.7%	0%		33.3%	
	Non-Catholic Students	0%	0%	0%	0%	0%		0%	
	Returning Students	100%	0%	0%	0%	0%		100%	
5	Who did Jesus Christ come to offer salvation to?						D		
		A	B	C	D	Omit	Percent Correct		
	All Students	0%	0%	33.3%	66.7%*	0%		66.7%	
	Catholic Students	0%	0%	33.3%	66.7%	0%		66.7%	
	Non-Catholic Students	0%	0%	0%	0%	0%		0%	
	Returning Students	0%	0%	0%	100%	0%		100%	
6	What term is used for the mystery of the Son of God becoming man?						D		
		A	B	C	D	Omit	Percent Correct		
	All Students	66.7%	33.3%	0%	0%*	0%		0%	
	Catholic Students	66.7%	33.3%	0%	0%	0%		0%	

	Non-Catholic Students	0%	0%	0%	0%	0%		0%	
	Returning Students	100%	0%	0%	0%	0%		0%	
7	What is the Resurrection?						B		
		A	B	C	D	Omit	Percent Correct		
	All Students	33.3%	66.7%*	0%	0%	0%		66.7%	
	Catholic Students	33.3%	66.7%	0%	0%	0%		66.7%	
	Non-Catholic Students	0%	0%	0%	0%	0%		0%	
	Returning Students	0%	100%	0%	0%	0%		100%	
8	Who did Jesus promise to send to be continually present in the church?						D		
		A	B	C	D	Omit	Percent Correct		
	All Students	33.3%	0%	33.3%	33.3%*	0%		33.3%	
	Catholic Students	33.3%	0%	33.3%	33.3%	0%		33.3%	
	Non-Catholic Students	0%	0%	0%	0%	0%		0%	
	Returning Students	0%	0%	0%	100%	0%		100%	
9	What does "Whatever you did for one of these least brothers of mine, you did for me" (Matthew 25:40) mean?						B		
		A	B	C	D	Omit	Percent Correct		
	All Students	0%	66.7%*	33.3%	0%	0%		66.7%	
	Catholic Students	0%	66.7%	33.3%	0%	0%		66.7%	
	Non-Catholic Students	0%	0%	0%	0%	0%		0%	
	Returning Students	0%	0%	100%	0%	0%		0%	
10	What is the promise of love and partnership God made with Moses and his people in the Old Testament called?						B		
		A	B	C	D	Omit	Percent Correct		
	All Students	33.3%	66.7%*	0%	0%	0%		66.7%	
	Catholic Students	33.3%	66.7%	0%	0%	0%		66.7%	
	Non-Catholic Students	0%	0%	0%	0%	0%		0%	
	Returning Students	0%	100%	0%	0%	0%		100%	
11	In the story Jesus told about the man who was beaten and robbed on the road to Jericho, who was the kind man who helped?						D		
		A	B	C	D	Omit	Percent Correct		
	All Students	33.3%	33.3%	33.3%	0%*	0%		0%	
	Catholic Students	33.3%	33.3%	33.3%	0%	0%		0%	
	Non-Catholic Students	0%	0%	0%	0%	0%		0%	
	Returning Students	0%	100%	0%	0%	0%		0%	
12	Which covenant did God make when he set the rainbow in the clouds after the flood?						A		
		A	B	C	D	Omit	Percent Correct		
	All Students	66.7%*	0%	0%	33.3%	0%		66.7%	
	Catholic Students	66.7%	0%	0%	33.3%	0%		66.7%	
	Non-Catholic Students	0%	0%	0%	0%	0%		0%	
	Returning Students	100%	0%	0%	0%	0%		100%	
13	Which book of the Bible contains creation stories?						D		
		A	B	C	D	Omit	Percent Correct		
	All Students	0%	0%	0%	100%*	0%		100%	
	Catholic Students	0%	0%	0%	100%	0%		100%	

	Non-Catholic Students	0%	0%	0%	0%	0%		0%	
	Returning Students	0%	0%	0%	100%	0%		100%	
14	Which of the following are the four evangelists who wrote our Gospels?						A		
		A	B	C	D	Omit	Percent Correct		
	All Students	100%*	0%	0%	0%	0%		100%	
	Catholic Students	100%	0%	0%	0%	0%		100%	
	Non-Catholic Students	0%	0%	0%	0%	0%		0%	
	Returning Students	100%	0%	0%	0%	0%		100%	
15	What is the meaning of the Immaculate Conception?						A		
		A	B	C	D	Omit	Percent Correct		
	All Students	0%*	0%	33.3%	33.3%	33.3%		0%	
	Catholic Students	0%	0%	33.3%	33.3%	33.3%		0%	
	Non-Catholic Students	0%	0%	0%	0%	0%		0%	
	Returning Students	0%	0%	100%	0%	0%		0%	
16	What is the Assumption?						D		
		A	B	C	D	Omit	Percent Correct		
	All Students	66.7%	0%	33.3%	0%*	0%		0%	
	Catholic Students	66.7%	0%	33.3%	0%	0%		0%	
	Non-Catholic Students	0%	0%	0%	0%	0%		0%	
	Returning Students	100%	0%	0%	0%	0%		0%	

	A - All Students
	C - Catholic students only
	N - Non Catholic student only
	R - Returning students (attended the school/parish program for 2 years or more)

* Note: Within each domain, the correct answer is marked by an asterisk.

NCEA IFG: ACRE

PART I FAITH KNOWLEDGE ITEMS BY DOMAIN

Domain 2: Celebration of the Mystery

School/Parish Name: Holy Cross School - Santa Cruz (32365)

Total Students: 3

Diocese Name: Archdiocese of Santa Fe (32363)

Catholic Students: 3

Level: Level 1

Non-Catholic Students: 0

Assessment Year: Academic Year 2021 - 2022

Returning Students: 1

Item #	Item Description	Selected Answers					Correct Answer	
17	The season of Advent prepares us for which special feast day?						C	
		A	B	C	D	Omit	Percent Correct	
	All Students	33.3%	0%	66.7%*	0%	0%		66.7%
	Catholic Students	33.3%	0%	66.7%	0%	0%		66.7%
	Non-Catholic Students	0%	0%	0%	0%	0%		0%
	Returning Students	0%	0%	100%	0%	0%		100%
18	What do Christians celebrate on Pentecost Sunday?						D	
		A	B	C	D	Omit	Percent Correct	
	All Students	0%	33.3%	66.7%	0%*	0%		0%
	Catholic Students	0%	33.3%	66.7%	0%	0%		0%
	Non-Catholic Students	0%	0%	0%	0%	0%		0%
	Returning Students	0%	0%	100%	0%	0%		0%
19	What do Christians celebrate on Easter Sunday?						D	
		A	B	C	D	Omit	Percent Correct	
	All Students	0%	0%	33.3%	66.7%*	0%		66.7%
	Catholic Students	0%	0%	33.3%	66.7%	0%		66.7%
	Non-Catholic Students	0%	0%	0%	0%	0%		0%
	Returning Students	0%	0%	0%	100%	0%		100%
20	What liturgical symbol is essential to the sacrament of Confirmation?						C	
		A	B	C	D	Omit	Percent Correct	
	All Students	33.3%	0%	66.7%*	0%	0%		66.7%
	Catholic Students	33.3%	0%	66.7%	0%	0%		66.7%
	Non-Catholic Students	0%	0%	0%	0%	0%		0%
	Returning Students	0%	0%	100%	0%	0%		100%
21	What is the color for the liturgical season of "ordinary time"?						D	
		A	B	C	D	Omit	Percent Correct	
	All Students	33.3%	0%	0%	66.7%*	0%		66.7%
	Catholic Students	33.3%	0%	0%	66.7%	0%		66.7%
	Non-Catholic Students	0%	0%	0%	0%	0%		0%
	Returning Students	0%	0%	0%	100%	0%		100%
22	Which part of the mass unites us as a community?						C	
		A	B	C	D	Omit	Percent Correct	
	All Students	33.3%	0%	33.3%*	33.3%	0%		33.3%
	Catholic Students	33.3%	0%	33.3%	33.3%	0%		33.3%

	Non-Catholic Students	0%	0%	0%	0%	0%		0%	
	Returning Students	100%	0%	0%	0%	0%		0%	
23	During what part of the Mass does the reader (lector) read from the Old Testament?						A		
		A	B	C	D	Omit	Percent Correct		
	All Students	33.3%*	33.3%	33.3%	0%	0%		33.3%	
	Catholic Students	33.3%	33.3%	33.3%	0%	0%		33.3%	
	Non-Catholic Students	0%	0%	0%	0%	0%		0%	
	Returning Students	100%	0%	0%	0%	0%		100%	
24	What is the role of an ordained deacon in the liturgy?						B		
		A	B	C	D	Omit	Percent Correct		
	All Students	33.3%	66.7%*	0%	0%	0%		66.7%	
	Catholic Students	33.3%	66.7%	0%	0%	0%		66.7%	
	Non-Catholic Students	0%	0%	0%	0%	0%		0%	
	Returning Students	0%	100%	0%	0%	0%		100%	
25	Which sacrament does the church celebrate as the center of Christian life?						B		
		A	B	C	D	Omit	Percent Correct		
	All Students	0%	33.3%*	66.7%	0%	0%		33.3%	
	Catholic Students	0%	33.3%	66.7%	0%	0%		33.3%	
	Non-Catholic Students	0%	0%	0%	0%	0%		0%	
	Returning Students	0%	100%	0%	0%	0%		100%	
26	Which one of the following is a Sacrament of Initiation?						A		
		A	B	C	D	Omit	Percent Correct		
	All Students	33.3%*	0%	33.3%	33.3%	0%		33.3%	
	Catholic Students	33.3%	0%	33.3%	33.3%	0%		33.3%	
	Non-Catholic Students	0%	0%	0%	0%	0%		0%	
	Returning Students	0%	0%	100%	0%	0%		0%	
27	What are the bread and wine turned into at mass?						B		
		A	B	C	D	Omit	Percent Correct		
	All Students	0%	100%*	0%	0%	0%		100%	
	Catholic Students	0%	100%	0%	0%	0%		100%	
	Non-Catholic Students	0%	0%	0%	0%	0%		0%	
	Returning Students	0%	100%	0%	0%	0%		100%	
28	In what sacrament do Catholics confess their sins and receive and celebrate God's forgiveness?						A		
		A	B	C	D	Omit	Percent Correct		
	All Students	33.3%*	33.3%	0%	33.3%	0%		33.3%	
	Catholic Students	33.3%	33.3%	0%	33.3%	0%		33.3%	
	Non-Catholic Students	0%	0%	0%	0%	0%		0%	
	Returning Students	100%	0%	0%	0%	0%		100%	
29	What is a sacrament of healing?						C		
		A	B	C	D	Omit	Percent Correct		
	All Students	0%	33.3%	66.7%*	0%	0%		66.7%	
	Catholic Students	0%	33.3%	66.7%	0%	0%		66.7%	
	Non-Catholic Students	0%	0%	0%	0%	0%		0%	
	Returning Students	0%	0%	100%	0%	0%		100%	

30	Which sacrament is received by those who are called by God through the Church to become ordained ministers?						B		
		A	B	C	D	Omit	Percent Correct		
All Students		33.3%	66.7%*	0%	0%	0%		66.7%	
Catholic Students		33.3%	66.7%	0%	0%	0%		66.7%	
Non-Catholic Students		0%	0%	0%	0%	0%		0%	
Returning Students		0%	100%	0%	0%	0%		100%	
31	Which activity is most appropriate for Sundays and other holy days?						B		
		A	B	C	D	Omit	Percent Correct		
All Students		0%	100%*	0%	0%	0%		100%	
Catholic Students		0%	100%	0%	0%	0%		100%	
Non-Catholic Students		0%	0%	0%	0%	0%		0%	
Returning Students		0%	100%	0%	0%	0%		100%	

	A - All Students
	C - Catholic students only
	N - Non Catholic student only
	R - Returning students (attended the school/parish program for 2 years or more)

* Note: Within each domain, the correct answer is marked by an asterisk.

NCEA IFG: ACRE

PART I FAITH KNOWLEDGE ITEMS BY DOMAIN

Domain 3: Life in Christ

School/Parish Name: Holy Cross School - Santa Cruz (32365)

Total Students: 3

Diocese Name: Archdiocese of Santa Fe (32363)

Catholic Students: 3

Level: Level 1





Non-Catholic Students: 0

Assessment Year: Academic Year 2021 - 2022

Returning Students: 1

Item #	Item Description	Selected Answers					Correct Answer	
32	What is morality?						B	
		A	B	C	D	Omit	Percent Correct	
	All Students	33.3%	66.7%*	0%	0%	0%		66.7%
	Catholic Students	33.3%	66.7%	0%	0%	0%		66.7%
	Non-Catholic Students	0%	0%	0%	0%	0%		0%
	Returning Students	0%	100%	0%	0%	0%		100%
33	Which of the following are the two Great Commandments that Jesus gave us?						B	
		A	B	C	D	Omit	Percent Correct	
	All Students	0%	66.7%*	33.3%	0%	0%		66.7%
	Catholic Students	0%	66.7%	33.3%	0%	0%		66.7%
	Non-Catholic Students	0%	0%	0%	0%	0%		0%
	Returning Students	0%	100%	0%	0%	0%		100%
34	What are words, actions, or desires contrary to God's law called?						B	
		A	B	C	D	Omit	Percent Correct	
	All Students	0%	66.7%*	33.3%	0%	0%		66.7%
	Catholic Students	0%	66.7%	33.3%	0%	0%		66.7%
	Non-Catholic Students	0%	0%	0%	0%	0%		0%
	Returning Students	0%	100%	0%	0%	0%		100%
35	Why do human beings have dignity?						A	
		A	B	C	D	Omit	Percent Correct	
	All Students	66.7%*	0%	0%	33.3%	0%		66.7%
	Catholic Students	66.7%	0%	0%	33.3%	0%		66.7%
	Non-Catholic Students	0%	0%	0%	0%	0%		0%
	Returning Students	100%	0%	0%	0%	0%		100%
36	How are individuals able to make the best decisions?						C	
		A	B	C	D	Omit	Percent Correct	
	All Students	0%	33.3%	66.7%*	0%	0%		66.7%
	Catholic Students	0%	33.3%	66.7%	0%	0%		66.7%
	Non-Catholic Students	0%	0%	0%	0%	0%		0%
	Returning Students	0%	0%	100%	0%	0%		100%
37	As Catholics how do we care for the world and all that is in it?						B	
		A	B	C	D	Omit	Percent Correct	
	All Students	0%	66.7%*	33.3%	0%	0%		66.7%
	Catholic Students	0%	66.7%	33.3%	0%	0%		66.7%

	Non-Catholic Students	0%	0%	0%	0%	0%		0%
	Returning Students	0%	100%	0%	0%	0%		100%
38	Why do we have a conscience?						C	
		A	B	C	D	Omit	Percent Correct	
	All Students	0%	33.3%	66.7%*	0%	0%		66.7%
	Catholic Students	0%	33.3%	66.7%	0%	0%		66.7%
	Non-Catholic Students	0%	0%	0%	0%	0%		0%
	Returning Students	0%	0%	100%	0%	0%		100%
39	What is the ability to know the difference between good and evil?						B	
		A	B	C	D	Omit	Percent Correct	
	All Students	33.3%	66.7%*	0%	0%	0%		66.7%
	Catholic Students	33.3%	66.7%	0%	0%	0%		66.7%
	Non-Catholic Students	0%	0%	0%	0%	0%		0%
	Returning Students	0%	100%	0%	0%	0%		100%
40	How do we live a holy life?						A	
		A	B	C	D	Omit	Percent Correct	
	All Students	33.3%*	33.3%	0%	33.3%	0%		33.3%
	Catholic Students	33.3%	33.3%	0%	33.3%	0%		33.3%
	Non-Catholic Students	0%	0%	0%	0%	0%		0%
	Returning Students	100%	0%	0%	0%	0%		100%

-  A - All Students
-  C - Catholic students only
-  N - Non Catholic student only
-  R - Returning students (attended the school/parish program for 2 years or more)

* Note: Within each domain, the correct answer is marked by an asterisk.

NCEA IFG: ACRE

PART I FAITH KNOWLEDGE ITEMS BY DOMAIN

Domain 4: Prayer

School/Parish Name: Holy Cross School - Santa Cruz (32365)

Diocese Name: Archdiocese of Santa Fe (32363)

Level: Level 1

Assessment Year: Academic Year 2021 - 2022

Total Students: 3





Catholic Students: 3

Non-Catholic Students: 0

Returning Students: 1

Item #	Item Description	Selected Answers					Correct Answer	
41	When we pray the Our Father who do we ask God to help us to forgive?						C	
		A	B	C	D	Omit	Percent Correct	
	All Students	66.7%	0%	0%*	33.3%	0%		0%
	Catholic Students	66.7%	0%	0%	33.3%	0%		0%
	Non-Catholic Students	0%	0%	0%	0%	0%		0%
	Returning Students	0%	0%	0%	100%	0%		0%
42	What did Jesus teach his followers when they asked him how they should pray?						A	
		A	B	C	D	Omit	Percent Correct	
	All Students	66.7%*	0%	33.3%	0%	0%		66.7%
	Catholic Students	66.7%	0%	33.3%	0%	0%		66.7%
	Non-Catholic Students	0%	0%	0%	0%	0%		0%
	Returning Students	100%	0%	0%	0%	0%		100%
43	What prayer do we say at Sunday Mass to profess our beliefs as Catholics?						D	
		A	B	C	D	Omit	Percent Correct	
	All Students	0%	66.7%	0%	33.3%*	0%		33.3%
	Catholic Students	0%	66.7%	0%	33.3%	0%		33.3%
	Non-Catholic Students	0%	0%	0%	0%	0%		0%
	Returning Students	0%	0%	0%	100%	0%		100%
44	What is one of the Joyful Mysteries of the Rosary?						C	
		A	B	C	D	Omit	Percent Correct	
	All Students	0%	66.7%	0%*	33.3%	0%		0%
	Catholic Students	0%	66.7%	0%	33.3%	0%		0%
	Non-Catholic Students	0%	0%	0%	0%	0%		0%
	Returning Students	0%	100%	0%	0%	0%		0%
45	Who do the people of the Americas honor as their patroness?						B	
		A	B	C	D	Omit	Percent Correct	
	All Students	66.7%	0%*	0%	33.3%	0%		0%
	Catholic Students	66.7%	0%	0%	33.3%	0%		0%
	Non-Catholic Students	0%	0%	0%	0%	0%		0%
	Returning Students	0%	0%	0%	100%	0%		0%
46	Which option reflects Jesus Christ's suffering and death?						D	
		A	B	C	D	Omit	Percent Correct	
	All Students	0%	0%	33.3%	66.7%*	0%		66.7%
	Catholic Students	0%	0%	33.3%	66.7%	0%		66.7%
	Non-Catholic Students	0%	0%	0%	0%	0%		0%

	Returning Students	0%	0%	0%	100%	0%		100%	
47	Which form of prayer is offered for the needs of our community?						C		
		A	B	C	D	Omit	Percent Correct		
	All Students	0%	33.3%	33.3%*	33.3%	0%		33.3%	
	Catholic Students	0%	33.3%	33.3%	33.3%	0%		33.3%	
	Non-Catholic Students	0%	0%	0%	0%	0%		0%	
	Returning Students	0%	0%	100%	0%	0%		100%	
48	What is a basic form of prayer?						C		
		A	B	C	D	Omit	Percent Correct		
	All Students	33.3%	0%	0%*	66.7%	0%		0%	
	Catholic Students	33.3%	0%	0%	66.7%	0%		0%	
	Non-Catholic Students	0%	0%	0%	0%	0%		0%	
	Returning Students	100%	0%	0%	0%	0%		0%	
49	What is saying grace before a meal an example of?						C		
		A	B	C	D	Omit	Percent Correct		
	All Students	33.3%	0%	66.7%*	0%	0%		66.7%	
	Catholic Students	33.3%	0%	66.7%	0%	0%		66.7%	
	Non-Catholic Students	0%	0%	0%	0%	0%		0%	
	Returning Students	0%	0%	100%	0%	0%		100%	

-  A - All Students
-  C - Catholic students only
-  N - Non Catholic student only
-  R - Returning students (attended the school/parish program for 2 years or more)

* Note: Within each domain, the correct answer is marked by an asterisk.

NCEA IFG: ACRE

PART I FAITH KNOWLEDGE ITEMS BY DOMAIN

Domain 5: Community Life

School/Parish Name: Holy Cross School - Santa Cruz (32365)

Total Students: 3

Diocese Name: Archdiocese of Santa Fe (32363)

Catholic Students: 3

Level: Level 1





Non-Catholic Students: 0

Assessment Year: Academic Year 2021 - 2022

Returning Students: 1

Item #	Item Description	Selected Answers					Correct Answer	
		A	B	C	D	Omit	Percent Correct	
50	Who does the Church teach us is the perfect model of Christian faith and love?						D	
		A	B	C	D	Omit	Percent Correct	
	All Students	0%	33.3%	0%	66.7%*	0%	<div style="width: 66.7%;"></div>	66.7%
	Catholic Students	0%	33.3%	0%	66.7%	0%	<div style="width: 66.7%;"></div>	66.7%
	Non-Catholic Students	0%	0%	0%	0%	0%		0%
	Returning Students	0%	100%	0%	0%	0%		0%
51	Which statement best describes how the Church is united to and dependent upon Jesus Christ?						D	
		A	B	C	D	Omit	Percent Correct	
	All Students	0%	33.3%	33.3%	33.3%*	0%	<div style="width: 33.3%;"></div>	33.3%
	Catholic Students	0%	33.3%	33.3%	33.3%	0%	<div style="width: 33.3%;"></div>	33.3%
	Non-Catholic Students	0%	0%	0%	0%	0%		0%
	Returning Students	0%	0%	0%	100%	0%	<div style="width: 100%;"></div>	100%
52	Who is the leader of the Catholic Church throughout the world?						D	
		A	B	C	D	Omit	Percent Correct	
	All Students	66.7%	0%	0%	33.3%*	0%	<div style="width: 33.3%;"></div>	33.3%
	Catholic Students	66.7%	0%	0%	33.3%	0%	<div style="width: 33.3%;"></div>	33.3%
	Non-Catholic Students	0%	0%	0%	0%	0%		0%
	Returning Students	100%	0%	0%	0%	0%		0%
53	What is the work to promote Christian unity called?						C	
		A	B	C	D	Omit	Percent Correct	
	All Students	66.7%	33.3%	0%*	0%	0%		0%
	Catholic Students	66.7%	33.3%	0%	0%	0%		0%
	Non-Catholic Students	0%	0%	0%	0%	0%		0%
	Returning Students	100%	0%	0%	0%	0%		0%
54	What are all baptized people called to do?						C	
		A	B	C	D	Omit	Percent Correct	
	All Students	33.3%	0%	66.7%*	0%	0%	<div style="width: 66.7%;"></div>	66.7%
	Catholic Students	33.3%	0%	66.7%	0%	0%	<div style="width: 66.7%;"></div>	66.7%
	Non-Catholic Students	0%	0%	0%	0%	0%		0%
	Returning Students	0%	0%	100%	0%	0%	<div style="width: 100%;"></div>	100%
55	What is a diocese?						B	
		A	B	C	D	Omit	Percent Correct	
	All Students	33.3%	66.7%*	0%	0%	0%	<div style="width: 66.7%;"></div>	66.7%
	Catholic Students	33.3%	66.7%	0%	0%	0%	<div style="width: 66.7%;"></div>	66.7%

	Non-Catholic Students	0%	0%	0%	0%	0%		0%	
	Returning Students	0%	100%	0%	0%	0%		100%	
56	Which virtue helps us trust in God's promises even when it is difficult?						A		
		A	B	C	D	Omit	Percent Correct		
	All Students	100%*	0%	0%	0%	0%		100%	
	Catholic Students	100%	0%	0%	0%	0%		100%	
	Non-Catholic Students	0%	0%	0%	0%	0%		0%	
	Returning Students	100%	0%	0%	0%	0%		100%	
57	What does evangelization mean?						B		
		A	B	C	D	Omit	Percent Correct		
	All Students	33.3%	33.3%*	33.3%	0%	0%		33.3%	
	Catholic Students	33.3%	33.3%	33.3%	0%	0%		33.3%	
	Non-Catholic Students	0%	0%	0%	0%	0%		0%	
	Returning Students	0%	100%	0%	0%	0%		100%	
58	What is evangelization?						A		
		A	B	C	D	Omit	Percent Correct		
	All Students	33.3%*	33.3%	0%	33.3%	0%		33.3%	
	Catholic Students	33.3%	33.3%	0%	33.3%	0%		33.3%	
	Non-Catholic Students	0%	0%	0%	0%	0%		0%	
	Returning Students	100%	0%	0%	0%	0%		100%	
59	Which of the following commands of Jesus calls us to evangelize?						A		
		A	B	C	D	Omit	Percent Correct		
	All Students	33.3%*	0%	66.7%	0%	0%		33.3%	
	Catholic Students	33.3%	0%	66.7%	0%	0%		33.3%	
	Non-Catholic Students	0%	0%	0%	0%	0%		0%	
	Returning Students	100%	0%	0%	0%	0%		100%	
60	Which term describes sharing the good news of the Gospel of Jesus Christ with others?						B		
		A	B	C	D	Omit	Percent Correct		
	All Students	0%	100%*	0%	0%	0%		100%	
	Catholic Students	0%	100%	0%	0%	0%		100%	
	Non-Catholic Students	0%	0%	0%	0%	0%		0%	
	Returning Students	0%	100%	0%	0%	0%		100%	
61	What is a special calling to a particular way of life where we can best serve God and others?						B		
		A	B	C	D	Omit	Percent Correct		
	All Students	0%	66.7%*	0%	33.3%	0%		66.7%	
	Catholic Students	0%	66.7%	0%	33.3%	0%		66.7%	
	Non-Catholic Students	0%	0%	0%	0%	0%		0%	
	Returning Students	0%	100%	0%	0%	0%		100%	
62	Which of the following is included in Catholics' responsibility to society?						A		
		A	B	C	D	Omit	Percent Correct		
	All Students	33.3%*	0%	0%	66.7%	0%		33.3%	
	Catholic Students	33.3%	0%	0%	66.7%	0%		33.3%	
	Non-Catholic Students	0%	0%	0%	0%	0%		0%	
	Returning Students	100%	0%	0%	0%	0%		100%	

-  A - All Students
-  C - Catholic students only
-  N - Non Catholic student only
-  R - Returning students (attended the school/parish program for 2 years or more)

* Note: Within each domain, the correct answer is marked by an asterisk.

NCEA IFG: ACRE

PART I SCORE SUMMARY BY THE FOUR PILLARS OF THE CATECHISM OF THE CATHOLIC CHURCH

School/Parish Name: Holy Cross School - Santa Cruz (32365)

Diocese Name: Archdiocese of Santa Fe (32363)

Level: Level 1

Assessment Year: Academic Year 2021 - 2022

Total Students: 3

Catholic Students: 3

Non-Catholic Students: 0

Returning Students: 1

All Students: 3

Pillar	Averages					
Part I: Profession of Faith (Creed)	Group Average:	10.0 / 21 =	47.6%	Parish Nat'l Avg*:	11.9 / 21 =	59.0%
	Nat'l Average*:	14.1 / 21 =	70.0%	School Nat'l Avg*:	14.5 / 21 =	73.0%
Part II: The Celebration of the Christian Mystery (Liturgy and Sacraments)	Group Average:	5.3 / 12 =	44.4%	Parish Nat'l Avg*:	4.8 / 12 =	54.0%
	Nat'l Average*:	6.2 / 12 =	68.0%	School Nat'l Avg*:	6.4 / 12 =	71.0%
Part III: Life in Christ (Morality)	Group Average:	8.3 / 15 =	55.6%	Parish Nat'l Avg*:	8.2 / 15 =	63.0%
	Nat'l Average*:	9.3 / 15 =	72.0%	School Nat'l Avg*:	9.5 / 15 =	73.0%
Part IV: Christian Prayer (Prayer)	Group Average:	3.0 / 6 =	50.0%	Parish Nat'l Avg*:	4.8 / 6 =	53.0%
	Nat'l Average*:	5.9 / 6 =	65.0%	School Nat'l Avg*:	6.1 / 6 =	67.0%

*The National Average for performance are for the year 2014-2015

Catholic Students: 3

Pillar	Averages			
Part I: Profession of Faith (Creed)	Group Average:	10.0 / 21 = 47.6%	Parish Nat'l Avg*:	11.9 / 21 = 60.0%
	Nat'l Average*:	14.2 / 21 = 71.0%	School Nat'l Avg*:	14.7 / 21 = 73.0%
Part II: The Celebration of the Christian Mystery (Liturgy and Sacraments)	Group Average:	5.3 / 12 = 44.4%	Parish Nat'l Avg*:	4.9 / 12 = 54.0%
	Nat'l Average*:	6.3 / 12 = 70.0%	School Nat'l Avg*:	6.6 / 12 = 73.0%
Part III: Life in Christ (Morality)	Group Average:	8.3 / 15 = 55.6%	Parish Nat'l Avg*:	8.2 / 15 = 63.0%
	Nat'l Average*:	9.4 / 15 = 72.0%	School Nat'l Avg*:	9.6 / 15 = 74.0%
Part IV: Christian Prayer (Prayer)	Group Average:	3.0 / 6 = 50.0%	Parish Nat'l Avg*:	4.8 / 6 = 53.0%
	Nat'l Average*:	5.9 / 6 = 66.0%	School Nat'l Avg*:	6.2 / 6 = 69.0%

*The National Average for performance are for the year 2014-2015

Returning Students: 1

Pillar	Averages			
Part I: Profession of Faith (Creed)	Group Average:	12.0 / 21 = 57.1%	Parish Nat'l Avg*:	12.0 / 21 = 60.0%
	Nat'l Average*:	14.2 / 21 = 71.0%	School Nat'l Avg*:	14.7 / 21 = 73.0%
Part II: The Celebration of the Christian Mystery (Liturgy and Sacraments)	Group Average:	8.0 / 12 = 66.7%	Parish Nat'l Avg*:	4.9 / 12 = 54.0%
	Nat'l Average*:	6.3 / 12 = 70.0%	School Nat'l Avg*:	6.5 / 12 = 73.0%
Part III: Life in Christ (Morality)	Group Average:	14.0 / 15 = 93.3%	Parish Nat'l Avg*:	8.2 / 15 = 63.0%
	Nat'l Average*:	9.4 / 15 = 72.0%	School Nat'l Avg*:	9.6 / 15 = 74.0%
Part IV: Christian Prayer (Prayer)	Group Average:	5.0 / 6 = 83.3%	Parish Nat'l Avg*:	4.8 / 6 = 54.0%
	Nat'l Average*:	5.9 / 6 = 66.0%	School Nat'l Avg*:	6.1 / 6 = 68.0%

*The National Average for performance are for the year 2014-2015

NCEA IFG: ACRE

PART I FAITH KNOWLEDGE SCORE FREQUENCY DISTRIBUTIONS

School/Parish Name: Holy Cross School - Santa Cruz (32365)

Diocese Name: Archdiocese of Santa Fe (32363)

Level: Level 1

Assessment Year: Academic Year 2021 - 2022

Total Students: 3

Catholic Students: 3

Non-Catholic Students: 0

Returning Students: 1

All Students: 3

Advanced			Proficient			Needs Improvement		
Score	Number	Freq %	Score	Number	Freq %	Score	Number	Freq %
54	0	0.0%	45	0	0.0%	33	0	0.0%
53	0	0.0%	44	0	0.0%	32	0	0.0%
52	0	0.0%	43	0	0.0%	31	1	33.3%
51	0	0.0%	42	0	0.0%	30	0	0.0%
50	0	0.0%	41	0	0.0%	29	0	0.0%
49	0	0.0%	40	0	0.0%	28	0	0.0%
48	0	0.0%	39	0	0.0%	27	0	0.0%
47	1	33.3%	38	0	0.0%	26	0	0.0%
46	0	0.0%	37	0	0.0%	25	0	0.0%
			36	0	0.0%	24	0	0.0%
			35	0	0.0%	23	0	0.0%
			34	0	0.0%	22	0	0.0%
						21	0	0.0%
						20	0	0.0%
						<20	1	33.3%
Local % Adv.	33.3%		Local % Prof.	0.0%		Local % NI.	66.7%	
Nat'l % Adv.	11.3%		Nat'l % Prof.	49.3%		Nat'l % NI.	39.4%	

All Students: Classification Percentages



Score = Scores possible

Number = Number of students attaining a score


Freq % = Percentage of students attaining that score

*The National Average for performance are for the year 2014-2015

Catholic Students: 3

Advanced			Proficient			Needs Improvement		
Score	Number	Freq %	Score	Number	Freq %	Score	Number	Freq %
54	0	0.0%	45	0	0.0%	33	0	0.0%
53	0	0.0%	44	0	0.0%	32	0	0.0%
52	0	0.0%	43	0	0.0%	31	1	33.3%
51	0	0.0%	42	0	0.0%	30	0	0.0%
50	0	0.0%	41	0	0.0%	29	0	0.0%
49	0	0.0%	40	0	0.0%	28	0	0.0%
48	0	0.0%	39	0	0.0%	27	0	0.0%
47	1	33.3%	38	0	0.0%	26	0	0.0%
46	0	0.0%	37	0	0.0%	25	0	0.0%
			36	0	0.0%	24	0	0.0%
			35	0	0.0%	23	0	0.0%
			34	0	0.0%	22	0	0.0%
						21	0	0.0%
						20	0	0.0%
						<20	1	33.3%
Local % Adv.	33.3%		Local % Prof.	0.0%		Local % NI.	66.7%	
Nat'l % Adv.	11.8%		Nat'l % Prof.	50.5%		Nat'l % NI.	37.7%	

Catholic Students: Classification Percentages



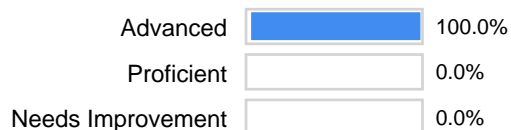
Score = Scores possible
 Number = Number of students attaining a score
 Freq % = Percentage of students attaining that score

*The National Average for performance are for the year 2014-2015

Returning Students: 1

Advanced			Proficient			Needs Improvement		
Score	Number	Freq %	Score	Number	Freq %	Score	Number	Freq %
54	0	0.0%	45	0	0.0%	33	0	0.0%
53	0	0.0%	44	0	0.0%	32	0	0.0%
52	0	0.0%	43	0	0.0%	31	0	0.0%
51	0	0.0%	42	0	0.0%	30	0	0.0%
50	0	0.0%	41	0	0.0%	29	0	0.0%
49	0	0.0%	40	0	0.0%	28	0	0.0%
48	0	0.0%	39	0	0.0%	27	0	0.0%
47	1	100.0%	38	0	0.0%	26	0	0.0%
46	0	0.0%	37	0	0.0%	25	0	0.0%
			36	0	0.0%	24	0	0.0%
			35	0	0.0%	23	0	0.0%
			34	0	0.0%	22	0	0.0%
						21	0	0.0%
						20	0	0.0%
						<20	0	0.0%
Local % Adv.	100.0%		Local % Prof.	0.0%		Local % NI.	0.0%	
Nat'l % Adv.	11.9%		Nat'l % Prof.	51.0%		Nat'l % NI.	37.1%	

Returning Students: Classification Percentages



Score = Scores possible
 Number = Number of students attaining a score
 Freq % = Percentage of students attaining that score

*The National Average for performance are for the year 2014-2015

Part 2: Affective Statement Summaries

The report summaries are prepared at
My Catholic Faith Delivered (MCFD) in cooperation with the
National Catholic Educational Association (NCEA).
Questions regarding interpretation should be directed to
NCEA at (571) 257-0010.

NCEA IFG: ACRE

PART II - AFFECTIVE STATEMENTS BY STUDENTS INFORMATION CATEGORY

Reporting Category: Relationship with Jesus

School/Parish Name: Holy Cross School - Santa Cruz (32365)

Total Students: 3

Diocese Name: Archdiocese of Santa Fe (32363)













Catholic Students: 3





Level: Level 1

Non-Catholic Students: 0

Assessment Year: Academic Year 2021 - 2022

Returning Students: 1

Item #	Item Description	Selected Answers					Correct Answer	
1	<p>Read the statement and then choose if you Strongly Agree, Agree, Disagree, or Strongly Disagree with the statement.</p><p>I believe that Jesus is the Son of God.</p>							
		A	B	C	D	Omit	Percent Correct	
	All Students	33.3%*	66.7%*	0%	0%	0%		100%
	Catholic Students	33.3%	66.7%	0%	0%	0%		100%
	Non-Catholic Students	0%	0%	0%	0%	0%		0%
	Returning Students	100%	0%	0%	0%	0%		100%
2	How often does God speak to you through the Bible?							
		A	B	C	D	Omit	Percent Correct	
	All Students	0%*	33.3%*	0%	66.7%	0%		33.3%
	Catholic Students	0%	33.3%	0%	66.7%	0%		33.3%
	Non-Catholic Students	0%	0%	0%	0%	0%		0%
	Returning Students	0%	100%	0%	0%	0%		100%
3	<p>Read the statement and then choose if you Strongly Agree, Agree, Disagree, or Strongly Disagree with the statement.</p><p>I believe that Jesus rose from the dead to bring salvation to me and the whole world.</p>							
		A	B	C	D	Omit	Percent Correct	
	All Students	33.3%*	66.7%*	0%	0%	0%		100%
	Catholic Students	33.3%	66.7%	0%	0%	0%		100%
	Non-Catholic Students	0%	0%	0%	0%	0%		0%
	Returning Students	100%	0%	0%	0%	0%		100%
4	<p>Read the statement and then choose if you Strongly Agree, Agree, Disagree, or Strongly Disagree with the statement.</p><p>I look upon Jesus as my friend.</p>							
		A	B	C	D	Omit	Percent Correct	
	All Students	33.3%*	33.3%*	33.3%	0%	0%		66.7%
	Catholic Students	33.3%	33.3%	33.3%	0%	0%		66.7%
	Non-Catholic Students	0%	0%	0%	0%	0%		0%
	Returning Students	100%	0%	0%	0%	0%		100%

-  A - All Students
-  C - Catholic students only
-  N - Non Catholic student only
-  R - Returning students (attended the school/parish program for 2 years or more)

* Note: Within each domain, the correct answer is marked by an asterisk.

NCEA IFG: ACRE

PART II - AFFECTIVE STATEMENTS BY STUDENTS INFORMATION CATEGORY

Reporting Category: Images of God

School/Parish Name: Holy Cross School - Santa Cruz (32365)

Total Students: 3

Diocese Name: Archdiocese of Santa Fe (32363)










Catholic Students: 3





Level: Level 1

Non-Catholic Students: 0

Assessment Year: Academic Year 2021 - 2022

Returning Students: 1

Item #	Item Description	Selected Answers					Correct Answer	
5	<p>Read the statement and then choose if you Strongly Agree, Agree, Disagree, or Strongly Disagree with the statement.</p><p>When I pray, God really does listen to me.</p>							
		A	B	C	D	Omit	Percent Correct	
	All Students	66.7%*	33.3%*	0%	0%	0%		100%
	Catholic Students	66.7%	33.3%	0%	0%	0%		100%
	Non-Catholic Students	0%	0%	0%	0%	0%		0%
	Returning Students	100%	0%	0%	0%	0%		100%
6	<p>Read the statement and then choose if you Strongly Agree, Agree, Disagree, or Strongly Disagree with the statement. </p><p>Even when I sin, God still loves me.</p>							
		A	B	C	D	Omit	Percent Correct	
	All Students	66.7%*	33.3%*	0%	0%	0%		100%
	Catholic Students	66.7%	33.3%	0%	0%	0%		100%
	Non-Catholic Students	0%	0%	0%	0%	0%		0%
	Returning Students	100%	0%	0%	0%	0%		100%
7	<p>Read the statement and then choose if you Strongly Agree, Agree, Disagree, or Strongly Disagree with the statement.</p><p>I think of God as a loving father.</p>							
		A	B	C	D	Omit	Percent Correct	
	All Students	66.7%*	33.3%*	0%	0%	0%		100%
	Catholic Students	66.7%	33.3%	0%	0%	0%		100%
	Non-Catholic Students	0%	0%	0%	0%	0%		0%
	Returning Students	100%	0%	0%	0%	0%		100%

-  A - All Students
-  C - Catholic students only
-  N - Non Catholic student only
-  R - Returning students (attended the school/parish program for 2 years or more)

* Note: Within each domain, the correct answer is marked by an asterisk.

NCEA IFG: ACRE

PART II - AFFECTIVE STATEMENTS BY STUDENTS INFORMATION CATEGORY

Reporting Category: Catholic Identity

School/Parish Name: Holy Cross School - Santa Cruz (32365)

Total Students: 3

Diocese Name: Archdiocese of Santa Fe (32363)
















Catholic Students: 3






Level: Level 1





Non-Catholic Students: 0

Assessment Year: Academic Year 2021 - 2022

Returning Students: 1

Item #	Item Description	Selected Answers					Correct Answer	
8	<p>Read the statement and then decide how often the statement is true for you.</p><p>I read the Bible:</p>							
		A	B	C	D	Omit	Percent Correct	
	All Students	0%*	100%*	0%	0%	0%		100%
	Catholic Students	0%	100%	0%	0%	0%		100%
	Non-Catholic Students	0%	0%	0%	0%	0%		0%
	Returning Students	0%	100%	0%	0%	0%		100%
9	<p>Read the statement and then decide how often the statement is true for you.</p><p>I pray:</p>							
		A	B	C	D	Omit	Percent Correct	
	All Students	100%*	0%*	0%	0%	0%		100%
	Catholic Students	100%	0%	0%	0%	0%		100%
	Non-Catholic Students	0%	0%	0%	0%	0%		0%
	Returning Students	100%	0%	0%	0%	0%		100%
10	<p>Read the statement and then decide how often the statement is true for you.</p><p>I participate in the Sacrament of Penance and Reconciliation (going to confession):</p>							
		A	B	C	D	Omit	Percent Correct	
	All Students	33.3%*	66.7%*	0%	0%	0%		100%
	Catholic Students	33.3%	66.7%	0%	0%	0%		100%
	Non-Catholic Students	0%	0%	0%	0%	0%		0%
	Returning Students	0%	100%	0%	0%	0%		100%
11	<p>How often do you pray the rosary?</p><p></p>							
		A	B	C	D	Omit	Percent Correct	
	All Students	33.3%*	33.3%*	33.3%	0%	0%		66.7%
	Catholic Students	33.3%	33.3%	33.3%	0%	0%		66.7%
	Non-Catholic Students	0%	0%	0%	0%	0%		0%
	Returning Students	0%	100%	0%	0%	0%		100%
12	Which statement best describes how regularly you attend Saturday evening/Sunday Mass?							
		A	B	C	D	Omit	Percent Correct	
	All Students	33.3%*	33.3%*	0%	33.3%	0%		66.7%
	Catholic Students	33.3%	33.3%	0%	33.3%	0%		66.7%
	Non-Catholic Students	0%	0%	0%	0%	0%		0%
	Returning Students	0%	100%	0%	0%	0%		100%

13		<p>Read the statement and then choose if you Strongly Agree, Agree, Disagree, or Strongly Disagree with the statement. </p><p>Being a Catholic is important to me.</p>						
		A	B	C	D	Omit	Percent Correct	
All Students		66.7%*	33.3%*	0%	0%	0%		100%
Catholic Students		66.7%	33.3%	0%	0%	0%		100%
Non-Catholic Students		0%	0%	0%	0%	0%		0%
Returning Students		100%	0%	0%	0%	0%		100%
14		<p>Read the statement and then choose if you Strongly Agree, Agree, Disagree, or Strongly Disagree with the statement.</p><p>I have thought about becoming a sister, brother, or priest.</p>						
		A	B	C	D	Omit	Percent Correct	
All Students		66.7%	0%	33.3%*	0%*	0%		33.3%
Catholic Students		66.7%	0%	33.3%	0%	0%		33.3%
Non-Catholic Students		0%	0%	0%	0%	0%		0%
Returning Students		100%	0%	0%	0%	0%		0%
15		<p>Read the statement and then choose if you Strongly Agree, Agree, Disagree, or Strongly Disagree with the statement.</p><p>I take time to think about whether my actions are right or wrong.</p>						
		A	B	C	D	Omit	Percent Correct	
All Students		0%	100%	0%*	0%*	0%		0%
Catholic Students		0%	100%	0%	0%	0%		0%
Non-Catholic Students		0%	0%	0%	0%	0%		0%
Returning Students		0%	100%	0%	0%	0%		0%

-  A - All Students
-  C - Catholic students only
-  N - Non Catholic student only
-  R - Returning students (attended the school/parish program for 2 years or more)

* Note: Within each domain, the correct answer is marked by an asterisk.

NCEA IFG: ACRE

PART II - AFFECTIVE STATEMENTS BY STUDENTS INFORMATION CATEGORY

Reporting Category: Morality

School/Parish Name: Holy Cross School - Santa Cruz (32365)

Total Students: 3

Diocese Name: Archdiocese of Santa Fe (32363)

Catholic Students: 3

Level: Level 1





Non-Catholic Students: 0

Assessment Year: Academic Year 2021 - 2022

Returning Students: 1

Item #	Item Description	Selected Answers					Correct Answer	
16	<p>Read the statement and then choose if you Strongly Agree, Agree, Disagree, or Strongly Disagree with the statement.</p><p>It is all right to copy someone else's homework and say it is mine.</p>							
		A	B	C	D	Omit	Percent Correct	
	All Students	0%*	33.3%*	0%	66.7%	0%		33.3%
	Catholic Students	0%	33.3%	0%	66.7%	0%		33.3%
	Non-Catholic Students	0%	0%	0%	0%	0%		0%
	Returning Students	0%	0%	0%	100%	0%		0%
17	<p>Read the statement and then choose if you Strongly Agree, Agree, Disagree, or Strongly Disagree with the statement.</p><p>It is acceptable to try drugs for fun.</p>							
		A	B	C	D	Omit	Percent Correct	
	All Students	0%*	33.3%*	0%	66.7%	0%		33.3%
	Catholic Students	0%	33.3%	0%	66.7%	0%		33.3%
	Non-Catholic Students	0%	0%	0%	0%	0%		0%
	Returning Students	0%	0%	0%	100%	0%		0%
18	How frequently do you exclude or ignore others?							
		A	B	C	D	Omit	Percent Correct	
	All Students	0%*	0%*	33.3%	66.7%	0%		0%
	Catholic Students	0%	0%	33.3%	66.7%	0%		0%
	Non-Catholic Students	0%	0%	0%	0%	0%		0%
	Returning Students	0%	0%	100%	0%	0%		0%
20	<p>Read the statement and then choose if you Strongly Agree, Agree, Disagree, or Strongly Disagree with the statement. </p><p>Abortion is always wrong.</p>							
		A	B	C	D	Omit	Percent Correct	
	All Students	0%*	66.7%*	0%	33.3%	0%		66.7%
	Catholic Students	0%	66.7%	0%	33.3%	0%		66.7%
	Non-Catholic Students	0%	0%	0%	0%	0%		0%
	Returning Students	0%	0%	0%	100%	0%		0%
21	<p>Read the statement and then choose if you Strongly Agree, Agree, Disagree, or Strongly Disagree with the statement. </p><p>I can talk to one or both of my parents/guardians about almost anything.</p>							
		A	B	C	D	Omit	Percent Correct	
	All Students	33.3%*	66.7%*	0%	0%	0%		100%
	Catholic Students	33.3%	66.7%	0%	0%	0%		100%
	Non-Catholic Students	0%	0%	0%	0%	0%		0%

	Returning Students	100%	0%	0%	0%	0%		100%
--	--------------------	------	----	----	----	----	--	------

<p> A - All Students</p> <p> C - Catholic students only</p> <p> N - Non Catholic student only</p> <p> R - Returning students (attended the school/parish program for 2 years or more)</p>

* Note: Within each domain, the correct answer is marked by an asterisk.

NCEA IFG: ACRE

PART II - AFFECTIVE STATEMENTS BY STUDENTS INFORMATION CATEGORY

Reporting Category: Relationship with Others

School/Parish Name: Holy Cross School - Santa Cruz (32365)

Total Students: 3

Diocese Name: Archdiocese of Santa Fe (32363)











Catholic Students: 3

Level: Level 1

Non-Catholic Students: 0

Assessment Year: Academic Year 2021 - 2022

Returning Students: 1

Item #	Item Description	Selected Answers					Correct Answer	
19	How frequently do you make choices that support the care of God's creation?						Percent Correct	
		A	B	C	D	Omit		
	All Students	33.3%*	66.7%*	0%	0%	0%		100%
	Catholic Students	33.3%	66.7%	0%	0%	0%		100%
	Non-Catholic Students	0%	0%	0%	0%	0%		0%
	Returning Students	100%	0%	0%	0%	0%		100%
22	<p>Read the statement and then choose if you Strongly Agree, Agree, Disagree, or Strongly Disagree with the statement.</p> <p>I care about the people in my parish.</p>						Percent Correct	
		A	B	C	D	Omit		
	All Students	33.3%	66.7%	0%*	0%*	0%		0%
	Catholic Students	33.3%	66.7%	0%	0%	0%		0%
	Non-Catholic Students	0%	0%	0%	0%	0%		0%
	Returning Students	100%	0%	0%	0%	0%		0%
23	<p>Read the statement and then decide how often the statement is true for you.</p> <p>My family eats meals together.</p>						Percent Correct	
		A	B	C	D	Omit		
	All Students	66.7%*	33.3%*	0%	0%	0%		100%
	Catholic Students	66.7%	33.3%	0%	0%	0%		100%
	Non-Catholic Students	0%	0%	0%	0%	0%		0%
	Returning Students	0%	100%	0%	0%	0%		100%
24	<p>Read the statement and then decide how often the statement is true for you.</p> <p>My friends and I talk about whether actions are right or wrong.</p>						Percent Correct	
		A	B	C	D	Omit		
	All Students	33.3%*	0%*	33.3%	33.3%	0%		33.3%
	Catholic Students	33.3%	0%	33.3%	33.3%	0%		33.3%
	Non-Catholic Students	0%	0%	0%	0%	0%		0%
	Returning Students	0%	0%	0%	100%	0%		0%
25	<p>Read the statement and then decide how often the statement is true for you.</p> <p>My friends and I talk about God.</p>						Percent Correct	
		A	B	C	D	Omit		
	All Students	33.3%*	33.3%*	33.3%	0%	0%		66.7%
	Catholic Students	33.3%	33.3%	33.3%	0%	0%		66.7%
	Non-Catholic Students	0%	0%	0%	0%	0%		0%
	Returning Students	0%	0%	100%	0%	0%		0%

26		<p>Read the statement and then decide how often the statement is true for you.</p><p>In the past year, I have performed acts of service (for example, helping with a food drive):</p>						
		A	B	C	D	Omit	Percent Correct	
	All Students	66.7%*	33.3%*	0%	0%	0%		100%
	Catholic Students	66.7%	33.3%	0%	0%	0%		100%
	Non-Catholic Students	0%	0%	0%	0%	0%		0%
	Returning Students	100%	0%	0%	0%	0%		100%
27		How frequently do you see people in your school behave in ways you believe are racist?						
		A	B	C	D	Omit	Percent Correct	
	All Students	33.3%*	0%*	33.3%	33.3%	0%		33.3%
	Catholic Students	33.3%	0%	33.3%	33.3%	0%		33.3%
	Non-Catholic Students	0%	0%	0%	0%	0%		0%
	Returning Students	0%	0%	100%	0%	0%		0%
29		<p>Read the statement and then choose if you Strongly Agree, Agree, Disagree, or Strongly Disagree with the statement. </p><p>My church makes me feel welcomed.</p>						
		A	B	C	D	Omit	Percent Correct	
	All Students	100%*	0%*	0%	0%	0%		100%
	Catholic Students	100%	0%	0%	0%	0%		100%
	Non-Catholic Students	0%	0%	0%	0%	0%		0%
	Returning Students	100%	0%	0%	0%	0%		100%

	A - All Students
	C - Catholic students only
	N - Non Catholic student only
	R - Returning students (attended the school/parish program for 2 years or more)

* Note: Within each domain, the correct answer is marked by an asterisk.

NCEA IFG: ACRE

PART II - AFFECTIVE STATEMENTS BY STUDENTS INFORMATION CATEGORY

Reporting Category: Perceptions About Your School/Parish Program

School/Parish Name: Holy Cross School - Santa Cruz (32365)

Total Students: 3

Diocese Name: Archdiocese of Santa Fe (32363)

Catholic Students: 3

Level: Level 1

Non-Catholic Students: 0

Assessment Year: Academic Year 2021 - 2022

Returning Students: 1

Item #	Item Description	Selected Answers					Correct Answer	
28	<p>Read the statement and then decide how often the statement is true for you.</p><p>My family prays together at home.</p>							
		A	B	C	D	Omit	Percent Correct	
	All Students	33.3%*	33.3%*	33.3%	0%	0%		66.7%
	Catholic Students	33.3%	33.3%	33.3%	0%	0%		66.7%
	Non-Catholic Students	0%	0%	0%	0%	0%		0%
	Returning Students	0%	100%	0%	0%	0%		100%
30	<p>Read the statement and then choose if you Strongly Agree, Agree, Disagree, or Strongly Disagree with the statement. </p><p>Students in my school or parish really care about one another.</p>							
		A	B	C	D	Omit	Percent Correct	
	All Students	0%*	100%*	0%	0%	0%		0%
	Catholic Students	0%	100%	0%	0%	0%		0%
	Non-Catholic Students	0%	0%	0%	0%	0%		0%
	Returning Students	0%	100%	0%	0%	0%		0%
31	<p>Read the statement and then choose if you Strongly Agree, Agree, Disagree, or Strongly Disagree with the statement. </p><p>People in my parish (church) care about helping others.</p>							
		A	B	C	D	Omit	Percent Correct	
	All Students	0%	33.3%*	66.7%*	0%	0%		100%
	Catholic Students	0%	33.3%	66.7%	0%	0%		0%
	Non-Catholic Students	0%	0%	0%	0%	0%		0%
	Returning Students	0%	0%	100%	0%	0%		0%
32	<p>Read the statement and then choose if you Strongly Agree, Agree, Disagree, or Strongly Disagree with the statement. </p><p>The pastor really cares about me.</p>							
		A	B	C	D	Omit	Percent Correct	
	All Students	66.7%	0%	0%	0%	33.3%		33.3%
	Catholic Students	66.7%	0%	0%	0%	33.3%		66.7%
	Non-Catholic Students	0%	0%	0%	0%	0%		0%
	Returning Students	100%	0%	0%	0%	0%		100%
33	<p>Read the statement and then choose if you Strongly Agree, Agree, Disagree, or Strongly Disagree with the statement. </p><p>My school/parish religion program helps me grow in my Catholic faith.</p>							
		A	B	C	D	Omit	Percent Correct	
	All Students	0%	66.7%*	33.3%*	0%	0%		100%
	Catholic Students	0%	66.7%	33.3%	0%	0%		0%

	Non-Catholic Students	0%	0%	0%	0%	0%		0%
	Returning Students	0%	100%	0%	0%	0%		0%
34	How often does teasing, bullying, or name-calling happen at your school?							
		A	B	C	D	Omit	Percent Correct	
	All Students	0%	33.3%*	66.7%*	0%	0%	<div style="width: 100%; height: 10px; background-color: green;"></div>	100%
	Catholic Students	0%	33.3%	66.7%	0%	0%		0%
	Non-Catholic Students	0%	0%	0%	0%	0%		0%
	Returning Students	0%	0%	100%	0%	0%		0%

<div style="width: 15px; height: 15px; background-color: green; display: inline-block;"></div> A - All Students
<div style="width: 15px; height: 15px; background-color: gray; display: inline-block;"></div> C - Catholic students only
<div style="width: 15px; height: 15px; background-color: lightblue; display: inline-block;"></div> N - Non Catholic student only
<div style="width: 15px; height: 15px; background-color: blue; display: inline-block;"></div> R - Returning students (attended the school/parish program for 2 years or more)

* Note: Within each domain, the correct answer is marked by an asterisk.

NCEA IFG: ACRE

PART II - AFFECTIVE STATEMENTS BY STUDENTS INFORMATION CATEGORY

Reporting Category: Evangelization

School/Parish Name: Holy Cross School - Santa Cruz (32365)

Total Students: 3

Diocese Name: Archdiocese of Santa Fe (32363)







Catholic Students: 3





Level: Level 1

Non-Catholic Students: 0

Assessment Year: Academic Year 2021 - 2022

Returning Students: 1

Item #	Item Description	Selected Answers					Correct Answer	
		A	B	C	D	Omit	Percent Correct	
47	How frequently do you talk about your relationship with Jesus with other people?							
	All Students	33.3%*	33.3%*	0%	33.3%	0%		66.7%
	Catholic Students	33.3%	33.3%	0%	33.3%	0%		66.7%
	Non-Catholic Students	0%	0%	0%	0%	0%		0%
	Returning Students	0%	0%	0%	100%	0%		0%
48	How frequently do you think about what Jesus would do when making decisions about how to act?							
	All Students	33.3%*	33.3%*	33.3%	0%	0%		66.7%
	Catholic Students	33.3%	33.3%	33.3%	0%	0%		66.7%
	Non-Catholic Students	0%	0%	0%	0%	0%		0%
	Returning Students	0%	0%	100%	0%	0%		0%
49	How frequently do you use social media to show that you are a Christian?							
	All Students	33.3%*	33.3%*	0%	33.3%	0%		66.7%
	Catholic Students	33.3%	33.3%	0%	33.3%	0%		66.7%
	Non-Catholic Students	0%	0%	0%	0%	0%		0%
	Returning Students	0%	0%	0%	100%	0%		0%

-  A - All Students
-  C - Catholic students only
-  N - Non Catholic student only
-  R - Returning students (attended the school/parish program for 2 years or more)

* Note: Within each domain, the correct answer is marked by an asterisk.

NCEA IFG: ACRE

PART II - AFFECTIVE STATEMENTS BY STUDENTS INFORMATION CATEGORY

Reporting Category: Student's Concerns

School/Parish Name: Holy Cross School - Santa Cruz (32365)

Total Students: 3

Diocese Name: Archdiocese of Santa Fe (32363)






Catholic Students: 3

Level: Level 1

Non-Catholic Students: 0

Assessment Year: Academic Year 2021 - 2022

Returning Students: 1

Item #	Statement	Not A Problem	Minor Problem	Big Problem	Omit	Percent Indicating a Problem	
35	How often do your social media posts reflect a Christian lifestyle?	33.3%*	33.3%*	0%	0%		66.7%
36	How often does teasing, bullying, or name-calling happen at your parish?	33.3%*	0%*	0%	0%		33.3%
37	How often do you see people being dishonest in your parish?	0%*	0%*	66.7%	0%		0%
38	How often do you see people being dishonest in your parish?	0%*	0%*	66.7%	0%		0%
39	How often do you see people physically fighting in your parish?	0%*	33.3%*	0%	0%		33.3%
40	How often do you feel safe in your parish?	66.7%*	0%*	33.3%	0%		66.7%
41	How often do you see people using drugs or alcohol in your parish?	0%*	0%*	0%	0%		0%
42	How often do you see racism in your parish?	0%*	0%*	0%	0%		0%
43	<table><tbody><tr height="26" style="height:20.05pt;"><td>How often do you see people in your parish behave in ways you believe are racist?</td></tr></tbody></table>	0%*	0%*	0%	0%		0%
44	How frequently do you feel someone in your parish is being racist toward you?	0%*	0%*	33.3%	0%		0%
45	<p>Read the statement and then choose if you Strongly Agree, Agree, Disagree, or Strongly Disagree with the statement.</p><p>I worry that I will be bullied by my peers.</p><p></p>	0%*	0%*	66.7%	0%		0%
46	How often do you see people in your parish act with kindness towards others?	33.3%*	0%*	33.3%	0%		33.3%

* Note: Within each domain, the correct answer is marked by an asterisk.